



Competition Information System  
JULY 25th TO AUGUST 4th

### Event Summary



### Life Saving

Women's Pool 50m Manikin Carry

### RECORDS

Type	NOC	Athlete	Date	Location	Value
WR	ITA	PRELLE, Elena	31 Mar 2006	Livorno	35.26
WG	ITA	PRELLE, Elena	21 Jul 2005	Duisburg	35.78







### Final Standings








Rank	Name	NOC
1	ROUSSEAU Magalie	FRA
2	BESCHERON Emmanuelle	FRA
3	VANDENABEELE Bieke	BEL
4	PIDELLO Chiara	ITA
5	PEETERS Hannemie	BEL
6	PALM Anke	GER
7	PRANZO Laura	ITA
8	OP HET VELD Maike	NED
	BILLSON Carmel	RSA
	CUNNINGHAM Margot	CAN
	DAI Xiaodie	CHN
	GARCIA Cristina	ESP
	KASPERSKI Stephanie	GER
	KELLEENERS Leone	NED



		JPN
MORI Kuni		JPN
ROGERS Guinivere		RSA
SHAW Brittany		CAN
VERGES Judit		ESP
YUAN Ze		CHN

## Competition Progression

## Qualification

Heat 1 (27 Jul 9:00)		Official
1	 VANDENABEELE Bieke	37.92 Q
2	 PRANZO Laura	38.20 Q
3	 OP HET VELD Maike	38.31 Q
4	 ROGERS Guinivere	41.60
5	 SHAW Brittany	42.30
	 MITSUI Yurika	DSQ

Heat 2 (27 Jul 9:01)		Official
1	 PIDELLO Chiara	37.47 Q
2	 PEETERS Hannemie	37.80 Q
3	 KASPERSKI Stephanie	39.19
4	 BILLSON Carmel	39.59
5	 YUAN Ze	39.60
6	 KELLEENERS Leone	39.66
	 DAI Xiaodie	DSQ

Heat 3 (27 Jul 9:02)		Official
1	 ROUSSEAU Magalie	36.84 Q
2	 PALM Anke	37.47 Q
3	 BESCHERON Emmanuelle	37.54 Q
4	 MORI Kuni	38.52
5	 GARCIA Cristina	40.77
6	 VERGES Judit	41.98
7	 CUNNINGHAM Margot	47.10

## Final

Final (27 Jul 17:30)		Official
1	 ROUSSEAU Magalie	35.84
2	 BESCHERON Emmanuelle	36.15
3	 VANDENABEELE Bieke	36.22
4	 PIDELLO Chiara	36.45
5	 PEETERS Hannemie	37.20
6	 PALM Anke	38.00
7	 PRANZO Laura	38.06
8	 OP HET VELD Maike	38.48

## REPORTS

**LEGEND**

Abbreviation	Meaning
DSQ	Disqualified
NOC	National Olympic Committee
Q	Qualified by Time
WG	World Games Record
WR	World Record



9th The World Games | Cali 2013 Official Website

Copyright © 2008 – 2013 Swiss Timing. All rights reserved. Best viewed with 1024x768 resolution. Optimized for Google Chrome.

Presented results data are not official. Only PDF files contain official results.



Competition Information System  
JULY 25th TO AUGUST 4th

## Event Summary



### Life Saving

Men's Pool 50m Manikin Carry



## RECORDS

Type	NOC	Athlete	Date	Location	Value
WR	ITA	PINOTTI Federico	27 Mar 2009	Riccione	28.94
WG	ITA	PINOTTI Federico	23 Jul 2009	Kaohsiung	30.47
New WG	ITA	COSTAMAGNA Stefano	27 Jul 2013	Cali	29.43







## Final Standings








Rank	Name	NOC
1	COSTAMAGNA Stefano	ITA
2	PINOTTI Federico	ITA
3	MARAIS David	RSA
4	ERTEL Christian	GER
5	VILACECA Thomas	FRA
6	WIECK Danny	GER
7	LECOUTERE Jeroen	BEL
8	SAEZ Hugo Angel	ESP
	CARRION Daniel	ESP
	CUI Wei	CHN
	FILICE Julian Mark	CAN
	LACLAUSTRA Florian	FRA
	NAKAMOTO Naoya	JPN
		JPN








	JPN
SORET Bastien	 BEL
VAN DALEN Niels	 NED
VAN DER MEIJ Melvin	 NED
VAN NIEKERK Barend	 RSA
WALTERS William	 CAN
ZANG Yujie	 CHN

## Competition Progression









## Qualification

Heat 1 (27 Jul 9:15)		Official
1	 PINOTTI Federico	30.77 Q
2	 MARAIS David	31.25 Q
3	 VILACECA Thomas	31.58 Q
4	 VAN DALEN Niels	32.34
5	 SORET Bastien	33.31
6	 WALTERS William	35.33

Heat 2 (27 Jul 9:16)		Official
1	 ERTEL Christian	31.28 Q
2	 LACLAUSTRA Florian	31.73
3	 VAN NIEKERK Barend	31.75
4	 VAN DER MEIJ Melvin	31.97
5	 CARRION Daniel	34.10
6	 SAKAMOTO Riku	34.70
7	 FILICE Julian Mark	35.55

Heat 3 (27 Jul 9:17)		Official
1	 COSTAMAGNA Stefano	30.10 Q
2	 WIECK Danny	31.37 Q
3	 SAEZ Hugo Angel	31.64 Q
4	 LECOUTERE Jeroen	31.67 Q
5	 ZANG Yujie	31.71
6	 CUI Wei	39.55
	 NAKAMOTO Naoya	DSQ

## Final

Final (27 Jul 17:35)		Official
1	 COSTAMAGNA Stefano	29.43
2	 PINOTTI Federico	29.93
3	 MARAIS David	30.52
4	 ERTEL Christian	31.16
5	 VILACECA Thomas	31.36
6	 WIECK Danny	31.46
7	 LECOUTERE Jeroen	31.49
8	 SAEZ Hugo Angel	31.68

Documents:  

**LEGEND**

Abbreviation	Meaning
DSQ	Disqualified
NOC	National Olympic Committee
Q	Qualified by Time
WG	World Games Record
WR	World Record



**9th The World Games | Cali 2013 Official Website**

Copyright © 2008 – 2013 Swiss Timing. All rights reserved. Best viewed with 1024x768 resolution. Optimized for Google Chrome.

Presented results data are not official. Only PDF files contain official results.



Competition Information System  
JULY 25th TO AUGUST 4th

### Event Summary



### Life Saving

Women's Pool 100m Manikin Tow with Fins

### RECORDS

Type	NOC	Athlete	Date	Location	Value
WR	FRA	WEYDERS Justine	14 Nov 2012	Adelaide	59.81
New WR	FRA	WEYDERS Justine	27 Jul 2013	Cali	59.68
New WG	FRA	WEYDERS Justine	27 Jul 2013	Cali	59.68





### Final Standings








Rank	Name	NOC
1	WEYDERS Justine	FRA
2	LUENGAS Maria	ESP
3	OP HET VELD Maike	NED
5	PEULEN Anneloes	NED
6	BURGHARDT Christine	BEL
7	MOZZANICA Marta	ITA
8	HUNDT Aline	GER
	BOOGAERTS Sofie	BEL
	BRODERICK Jayne	RSA
	DAI Xiaodie	CHN
	FINDLAY-SHIRRAS Gail	CAN
	GARCIA Cristina	ESP
	KASPERSKI Stephanie	GER
	MIZUMA Nami	JPN
	PRANZO Laura	ITA
		CAN








	CAN
YUAN Ze	 CHN

## Competition Progression









## Qualification

Heat 1 (27 Jul 9:50)		Official
1	 BURGARDT Christine	1:02.61 Q
2	 HUNDT Aline	1:03.00 Q
3	 OP HET VELD Maike	1:03.13 Q
4	 FINDLAY-SHIRRAS Gail	1:05.89
5	 MIZUMA Nami	1:06.40
6	 BOOGAERTS Sofie	1:07.33

Heat 2 (27 Jul 9:51)		Official
1	 MOZZANICA Marta	1:02.23 Q
2	 LUENGAS Maria	1:02.29 Q
3	 HAREL Johanna	1:02.48 Q
4	 GARCIA Cristina	1:06.45
5	 BRODERICK Jayne	1:11.10
6	 DAI Xiaodie	1:13.30
7	 PRAYAL-BROWN Audrey	1:16.31

Heat 3 (27 Jul 9:53)		Official
1	 WEYDERS Justine	1:00.33 Q
2	 PEULEN Anneloes	1:02.49 Q
3	 KASPERSKI Stephanie	1:04.39
4	 PLUMB Samantha	1:05.72
5	 PRANZO Laura	1:06.07
6	 SAKAMOTO Kanako	1:07.95
7	 YUAN Ze	1:09.68

## Final

Final (27 Jul 18:10)		Official
1	 WEYDERS Justine	59.68
2	 LUENGAS Maria	1:01.60
3	 OP HET VELD Maike	1:02.35
4	 HAREL Johanna	1:02.92
5	 PEULEN Anneloes	1:03.62
6	 BURGARDT Christine	1:03.88
7	 MOZZANICA Marta	1:03.98
8	 HUNDT Aline	1:05.62

## REPORTS

Documents:  

## LEGEND

Abbreviation	Meaning
NOC	National Olympic Committee
Q	Qualified by Time



WR

World Record



9th The World Games | Cali 2013 Official Website

Copyright © 2008 – 2013 Swiss Timing. All rights reserved. Best viewed with 1024x768 resolution. Optimized for Google Chrome.

Presented results data are not official. Only PDF files contain official results.



Competition Information System  
JULY 25th TO AUGUST 4th

### Event Summary



### Life Saving

Men's Pool 100m Manikin Tow with Fins

### RECORDS

Type	NOC	Athlete	Date	Location	Value
WR	ITA	MONTESI, Matteo	14 Nov 2012	Adelaide	51.36
New WR	GER	HASSEMEIER Marcel	27 Jul 2013	Cali	50.74
New WG	GER	HASSEMEIER Marcel	27 Jul 2013	Cali	50.74







### Final Standings








Rank	Name	NOC
1	HASSEMEIER Marcel	GER
2	SEZEN Anil	GER
3	BONANNI Francesco	ITA
4	COSTAMAGNA Stefano	ITA
5	CARRION Daniel	ESP
7	LOMMERS Tom	NED
8	BADRE Jeremy	FRA
	BECKERS Simon	BEL
	BOLCKMANS Lenz	BEL
	CALEY Pierre	FRA
	FILICE Julian Mark	CAN
	MARAIS David	RSA
	NAGATAKE Kohsuke	JPN
		CAN



		CAN
SUZUKI Ryohei		JPN
VAN BOMMEL Ruud		NED
VAN NIEKERK Barend		RSA
XIE Zhongjie		CHN
ZHANG Biaohong		CHN

## Competition Progression









## Qualification

Heat 1 (27 Jul 10:05)		Official
1	 BONANNI Francesco	53.84 Q
2	 LOMMERS Tom	54.28 Q
3	 BADRE Jeremy	56.71 Q
4	 FILICE Julian Mark	59.17
5	 BOLCKMANS Lenz	59.21
6	 VAN NIEKERK Barend	1:01.66

Heat 2 (27 Jul 10:06)		Official
1	 SEZEN Anil	52.65 Q
2	 VAN BOMMEL Ruud	57.29
3	 ZHANG Biaohong	57.89
4	 SUZUKI Ryohei	57.90
5	 NAGATAKE Kohsuke	59.08
6	 XIE Zhongjie	1:21.01
	 CATALA Francisco Javier	DSQ

Heat 3 (27 Jul 10:08)		Official
1	 HASSEMEIER Marcel	51.51 Q
2	 COSTAMAGNA Stefano	54.34 Q
3	 VILACECA Thomas	56.02 Q
4	 CARRION Daniel	56.68 Q
5	 MARAIS David	56.76
6	 BECKERS Simon	57.48
7	 SOUTHWOOD Scott	1:01.56

## Final

Final (27 Jul 18:15)		Official
1	 HASSEMEIER Marcel	50.74
2	 SEZEN Anil	52.78
3	 BONANNI Francesco	53.55
4	 COSTAMAGNA Stefano	54.70
5	 CARRION Daniel	55.06
6	 VILACECA Thomas	57.41
7	 LOMMERS Tom	58.26
8	 BADRE Jeremy	1:07.82

## REPORTS

**LEGEND**

Abbreviation	Meaning
DSQ	Disqualified
NOC	National Olympic Committee
Q	Qualified by Time
WG	World Games Record
WR	World Record



9th The World Games | Cali 2013 Official Website

Copyright © 2008 – 2013 Swiss Timing. All rights reserved. Best viewed with 1024x768 resolution. Optimized for Google Chrome.

Presented results data are not official. Only PDF files contain official results.



Competition Information System  
JULY 25th TO AUGUST 4th

### Event Summary



### Life Saving

Women's Pool 100m Manikin Carry with Fins



### RECORDS

Type	NOC	Athlete	Date	Location	Value
WR	ITA	MOZZANICA Marta	21 Sep 2011	Alicante	56.38
WG	CHN	SONG, Jian-Rong	23 Jul 2009	Kaohsiung	56.97
New WG	ITA	MOZZANICA Marta	26 Jul 2013	Cali	56.59







### Final Standings








Rank	Name	NOC
1	MOZZANICA Marta	ITA
2	PEULEN Anneloes	NED
3	PRANDI Marcella	ITA
4	WEYDERS Justine	FRA
5	LUENGAS Maria	ESP
6	HUNDT Aline	GER
7	ERNICKE Laura	GER
8	HUTTEN Ela	NED
	BURGHARDT Christine	BEL
	CUNNINGHAM Margot	CAN
	GARCIA Cristina	ESP
	MIZUMA Nami	JPN
	PEETERS Hannemie	BEL
		CAN








		CAN
ROGERS Guinivere		RSA
YUAN Ze		CHN
ZHU Yiyun		CHN

## Competition Progression









## Qualification

Heat 1 (26 Jul 11:55)		Official
1	 LUENGAS Maria	58.50 Q
2	 WEYDERS Justine	59.68 Q
3	 HUTTEN Ela	1:02.46 Q
4	 YUAN Ze	1:02.75
5	 PEETERS Hannemie	1:07.90
6	 MIZUMA Nami	1:09.20

Heat 2 (26 Jul 11:56)		Official
1	 MOZZANICA Marta	57.29 Q
2	 PRANDI Marcella	57.43 Q
3	 HAREL Johanna	1:02.47
4	 BURGHARDT Christine	1:04.28
5	 ROGERS Guinivere	1:04.98
6	 PLUMB Samantha	1:05.37
7	 CUNNINGHAM Margot	1:16.81

Heat 3 (26 Jul 11:58)		Official
1	 HUNDT Aline	58.41 Q
2	 PEULEN Anneloes	58.67 Q
3	 ERNICKE Laura	1:00.25 Q
4	 GARCIA Cristina	1:03.21
5	 PRAYAL-BROWN Audrey	1:08.47
6	 SAKAMOTO Kanako	1:11.38
7	 ZHU Yiyun	1:43.35

## Final

Final (26 Jul 20:10)		Official
1	 MOZZANICA Marta	56.59
2	 PEULEN Anneloes	57.01
3	 PRANDI Marcella	57.02
4	 WEYDERS Justine	58.61
5	 LUENGAS Maria	58.63
6	 HUNDT Aline	58.88
7	 ERNICKE Laura	1:00.84
8	 HUTTEN Ela	1:03.66

## REPORTS

Documents:

Choose



Abbreviation	Meaning
NOC	National Olympic Committee
Q	Qualified by Time
WG	World Games Record
WR	World Record



**9th The World Games | Cali 2013 Official Website**

Copyright © 2008 – 2013 Swiss Timing. All rights reserved. Best viewed with 1024x768 resolution. Optimized for Google Chrome.

Presented results data are not official. Only PDF files contain official results.



Competition Information System  
JULY 25th TO AUGUST 4th

### Event Summary



### Life Saving

Men's Pool 100m Manikin Carry with Fins

### RECORDS

Type	NOC	Athlete	Date	Location	Value
WR	ITA	BONANNI Francesco	28 Apr 2013	Livorno	45.99
WG	ITA	PROCACCIA, Simone	23 Jul 2009	Kaohsiung	48.74
New WG	ITA	<b>BONANNI Francesco</b>	<b>26 Jul 2013</b>	<b>Cali</b>	<b>47.59</b>

### Final Standings







Rank	Name	NOC
1	BONANNI Francesco	ITA
2	COSTAMAGNA Stefano	ITA
3	SEZEN Anil	GER
4	FLUGEL Adrian	GER
5	MARAIS David	RSA
6	CRUJNS Peter	NED
8	LOMMERS Tom	NED
	BECKERS Simon	BEL
	BOLCKMANS Lenz	BEL
	CALEY Pierre	FRA
	CARRION Daniel	ESP
	CUI Wei	CHN
	LACLAUSTRA Florian	FRA
	LEITCH Ian	CAN
	NAGATAKE Kohsuke	JPN
















		CAN
	SUZUKI Ryohei	 JPN
	VAN NIEKERK Barend	 RSA
	ZHANG Biaohong	 CHN

## Competition Progression





## Qualification

Heat 1 (26 Jul 12:10)		Official
1	 SEZEN Anil	49.52 Q
2	 CRIJNS Peter	50.27 Q
3	 MARAIS David	50.40 Q
4	 CARRION Daniel	53.30
5	 SUZUKI Ryohei	57.09
6	 LEITCH Ian	57.44

Heat 2 (26 Jul 12:11)		Official
1	 COSTAMAGNA Stefano	49.27 Q
2	 CATALA Francisco Javier	50.85 Q
3	 LOMMERS Tom	52.63 Q
4	 ZHANG Biaohong	54.43
5	 BOLCKMANS Lenz	54.77
6	 FILICE Julian Mark	55.78
	 VAN NIEKERK Barend	DSQ

Heat 3 (26 Jul 12:13)		Official
1	 BONANNI Francesco	48.91 Q
2	 FLUGEL Adrian	50.08 Q
3	 BECKERS Simon	54.62
	 NAGATAKE Kohsuke	DSQ
	 CUI Wei	DSQ
	 LACLAUSTRA Florian	DSQ
	 CALEY Pierre	DSQ

## Final

Final (26 Jul 20:15)		Official
1	 BONANNI Francesco	47.59
2	 COSTAMAGNA Stefano	47.91
3	 SEZEN Anil	49.23
4	 FLUGEL Adrian	49.24
5	 MARAIS David	50.13
6	 CRIJNS Peter	51.09
7	 CATALA Francisco Javier	51.15
8	 LOMMERS Tom	53.59

## REPORTS

Documents:



## LEGEND

NOC	National Olympic Committee
Q	Qualified by Time
WG	World Games Record
WR	World Record



**9th The World Games | Cali 2013 Official Website**

Copyright © 2008 – 2013 Swiss Timing. All rights reserved. Best viewed with 1024x768 resolution. Optimized for Google Chrome.

Presented results data are not official. Only PDF files contain official results.



Competition Information System  
JULY 25th TO AUGUST 4th

### Event Summary



**Life Saving**  
Women's Pool 200m Obstacle

### RECORDS

Type	NOC	Athlete	Date	Location	Value
WR	CHN	LU, Ying	23 Jul 2009	Kaohsiung	2:01.88
WG	CHN	LU, Ying	23 Jul 2009	Kaohsiung	2:01.88

### Final Standings







Rank	Name	NOC
1	MESCHIARI Silvia	ITA
2	ZHENG Rongrong	CHN
3	ROUSSEAU Magalie	FRA
4	FABRE Margaux	FRA
5	ZHU Yiyun	CHN
6	STEPHENS Megan	RSA
7	BILLSON Carmel	RSA
8	CUNNINGHAM Margot	CAN
	HUTTEN Ela	NED
	LAMBOT Laurence	BEL
	MITSUMI Yurika	JPN
	PALM Anke	GER
	PIDELLO Chiara	ITA
	SANCHEZ Veronica	ESP
	SCHATZ Julia	GER
	VANDENABEELE Bieke	BEL

ESP

## Competition Progression

## Qualification

## Heat 1 (26 Jul 11:00)

	Official
1  FABRE Margaux	2:14.95 Q
2  CUNNINGHAM Margot	2:17.72 Q
3  BILLSON Carmel	2:17.99 Q
4  MITSUI Yurika	2:19.19
5  SCHATZ Julia	2:26.12
6  VAN GRIMBERGEN Ilyv	2:36.50

## Heat 2 (26 Jul 11:02)

	Official
1  MESCHIARI Silvia	2:11.06 Q
2  ZHENG Rongrong	2:11.12 Q
3  PIDELLO Chiara	2:18.72
4  VERGES Judit	2:21.88
5  SAKAMOTO Kanako	2:26.27
6  FERGUSON Alexandra Suzanne	2:33.31
7  SANCHEZ Veronica	2:34.04

## Heat 3 (26 Jul 11:05)

	Official
1  ZHU Yiyun	2:14.82 Q
2  ROUSSEAU Magalie	2:15.10 Q
3  STEPHENS Megan	2:16.03 Q
4  PALM Anke	2:20.50
5  LAMBOT Laurence	2:21.08
6  HUTTEN Ela	2:21.10
7  VANDENABEELE Bieke	2:44.76

## Final

## Final (26 Jul 19:30)

	Official
1  MESCHIARI Silvia	2:09.54
2  ZHENG Rongrong	2:09.96
3  ROUSSEAU Magalie	2:12.71
4  FABRE Margaux	2:13.02
5  ZHU Yiyun	2:16.27
6  STEPHENS Megan	2:16.30
7  BILLSON Carmel	2:17.88
8  CUNNINGHAM Margot	2:18.40

## REPORTS

Documents:

Choose



## LEGEND

Abbreviation	Meaning
NOC	National Olympic Committee
Q	Qualified by Time
WG	World Games Record
WR	World Record



**9th The World Games | Cali 2013 Official Website**

Copyright © 2008 – 2013 Swiss Timing. All rights reserved. Best viewed with 1024x768 resolution. Optimized for Google Chrome.

Presented results data are not official. Only PDF files contain official results.



Competition Information System  
JULY 25th TO AUGUST 4th

## Event Summary



### Life Saving

Men's Pool 200m Obstacle Swim

## RECORDS

Type	NOC	Athlete	Date	Location	Value
WR	CHN	SHI, Feng	08 Nov 2012	Adelaide	1:53.44
WG	CHN	ZHANG, En-Jian	23 Jul 2009	Kaohsiung	1:55.01






## Final Standings








Rank	Name	NOC
2	PINOTTI Federico	ITA
3	VILACECA Thomas	FRA
4	VAN ACHTERBERGH Paul	RSA
5	XIE Zhongjie	CHN
6	YE Zhengchao	CHN
7	MORENO Roberto	ESP
8	MAISONNEUVE Marvin	FRA
	BAS Josep Miquel	ESP
	ERTEL Christian	GER
	LECOUTERE Jeroen	BEL
	LEITCH Ian	CAN
	MASCHI Niccolo	ITA
	NAKAMOTO Naoya	JPN
	OSHIMA Keisuke	JPN
		BEL








	BEL
VAN DALEN Niels	 NED
VAN DER MEIJ Melvin	 NED
VISSER Rudolf	 RSA
WALTERS William	 CAN
WIECK Danny	 GER

## Competition Progression









## Qualification

Heat 1 (26 Jul 11:15)		Official
1	 VILACECA Thomas	1:59.79 Q
2	 YE Zhengchao	2:00.48 Q
3	 MORENO Roberto	2:01.38 Q
4	 LECOUTERE Jeroen	2:02.92
5	 WALTERS William	2:05.16
6	 VAN DER MEIJ Melvin	2:13.19

Heat 2 (26 Jul 11:17)		Official
1	 VAN ACHTERBERGH Paul	1:59.54 Q
2	 PINOTTI Federico	2:00.23 Q
3	 SORET Bastien	2:02.25
4	 VISSER Rudolf	2:07.22
5	 WIECK Danny	2:07.88
6	 NAKAMOTO Naoya	2:09.39
7	 OSHIMA Keisuke	2:12.35

Heat 3 (26 Jul 11:20)		Official
1	 MASCHI Niccolo	1:59.06 Q
2	 XIE Zhongjie	1:59.98 Q
3	 MAISONNEUVE Marvin	2:00.46 Q
4	 BAS Josep Miquel	2:03.42
5	 LEITCH Ian	2:06.50
6	 ERTEL Christian	2:11.60
7	 VAN DALEN Niels	2:12.88

## Final

Final (26 Jul 19:35)		Official
1	 MASCHI Niccolo	1:56.64
2	 PINOTTI Federico	1:57.66
3	 VILACECA Thomas	1:58.34
4	 VAN ACHTERBERGH Paul	1:58.50
5	 XIE Zhongjie	1:58.76
6	 YE Zhengchao	2:00.29
7	 MORENO Roberto	2:02.15
8	 MAISONNEUVE Marvin	2:03.26

## REPORTS

**LEGEND**

Abbreviation	Meaning
NOC	National Olympic Committee
Q	Qualified by Time
WG	World Games Record
WR	World Record



**9th The World Games | Cali 2013 Official Website**

Copyright © 2008 – 2013 Swiss Timing. All rights reserved. Best viewed with 1024x768 resolution. Optimized for Google Chrome.

Presented results data are not official. Only PDF files contain official results.





Competition Information System  
JULY 25th TO AUGUST 4th

### Event Summary



### Life Saving

Women's Pool 200m Super Lifesaver

### RECORDS

Type	NOC	Athlete	Date	Location	Value
WR	AUS	HIND, Natasha	09 Nov 2012	Adelaide	2:24.53
New WG	FRA	ROUSSEAU Magalie	26 Jul 2013	Cali	2:28.09







### Final Standings







Rank	Name	NOC	Remark
1	ROUSSEAU Magalie	FRA	
2	PIDELLO Chiara	ITA	
3	PRANZO Laura	ITA	
4	FABRE Margaux	FRA	
5	KASPERSKI Stephanie	GER	
6	OP HET VELD Maike	NED	
7	SANCHEZ Veronica	ESP	
	KELLEENERS Leone	NED	DSQ
	BILLSON Carmel	RSA	
	BOOGAERTS Sofie	BEL	
	DAI Xiaodie	CHN	
	FINDLAY-SHIRRAS Gail	CAN	
	LAMBOT Laurence	BEL	
	MITSUI Yurika	JPN	








	JPN	
SCHATZ Julia	 GER	
STEPHENS Megan	 RSA	
WU Chengying	 CHN	

## Competition Progression









## Qualification

Heat 1 (26 Jul 12:25)		Official
1	 FABRE Margaux	2:33.12 Q
2	 SANCHEZ Veronica	2:37.87 Q
3	 MITSUI Yurika	2:38.63
4	 DAI Xiaodie	2:46.38
	 NASUKAWA Saaya	DSQ
	 SCHATZ Julia	DSQ

Heat 2 (26 Jul 12:27)		Official
1	 PRANZO Laura	2:33.27 Q
2	 ROUSSEAU Magalie	2:35.63 Q
3	 KELLENNERS Leone	2:36.98 Q
4	 ABASCAL Itziar	2:42.14
5	 STEPHENS Megan	2:51.42
6	 LAMBOT Laurence	2:57.92
7	 WU Chengying	3:02.02

Heat 3 (26 Jul 12:30)		Official
1	 KASPERSKI Stephanie	2:33.00 Q
2	 OP HET VELD Maike	2:34.45 Q
3	 PIDELLO Chiara	2:35.32 Q
4	 FINDLAY-SHIRRAS Gail	2:38.15
5	 BILLSON Carmel	2:40.93
6	 BOOGAERTS Sofie	2:42.23
7	 FERGUSON Alexandra Suzanne	2:51.27

## Final

Final (26 Jul 20:30)		Official
1	 ROUSSEAU Magalie	2:28.09
2	 PIDELLO Chiara	2:30.14
3	 PRANZO Laura	2:32.44
4	 FABRE Margaux	2:33.78
5	 KASPERSKI Stephanie	2:33.89
6	 OP HET VELD Maike	2:35.29
7	 SANCHEZ Veronica	2:38.38
	 KELLENNERS Leone	DSQ

## REPORTS

Documents:



Abbreviation	Meaning
DSQ	Disqualified
NOC	National Olympic Committee
Q	Qualified by Time
WG	World Games Record
WR	World Record



**9th The World Games | Cali 2013 Official Website**

Copyright © 2008 – 2013 Swiss Timing. All rights reserved. Best viewed with 1024x768 resolution. Optimized for Google Chrome.

Presented results data are not official. Only PDF files contain official results.



Competition Information System  
JULY 25th TO AUGUST 4th

### Event Summary



### Life Saving

Men's Pool 200m Super Lifesaver

### RECORDS

Type	NOC	Athlete	Date	Location	Value
WR	GER	HASSEMEIER Marcel	16 Sep 2011	Alicante	2:07.86
New WG	GER	HASSEMEIER Marcel	26 Jul 2013	Cali	2:08.99







### Final Standings








Rank	Name	NOC
1	HASSEMEIER Marcel	GER
2	PINOTTI Federico	ITA
3	VILACECA Thomas	FRA
4	WALTERS William	CAN
5	BAELUS Wouter	BEL
6	FLUGEL Adrian	GER
7	VAN ACHTERBERGH Paul	RSA
8	MAISONNEUVE Marvin	FRA
	BOLCKMANS Lenz	BEL
	CARRION Daniel	ESP
	CRIJNS Peter	NED
	CUI Wei	CHN
	GIORDANO Francesco	ITA
	GIRALDO Nelson	CAN








	RSA
MORENO Roberto	 ESP
NAKAMOTO Naoya	 JPN
SAKAMOTO Riku	 JPN
VAN BOMMEL Ruud	 NED
ZANG Yujie	 CHN

## Competition Progression

## Qualification

Heat 1 (26 Jul 12:43)		Official
1	 FLUGEL Adrian	2:14.53 Q
2	 WALTERS William	2:15.47 Q
3	 NAKAMOTO Naoya	2:26.81
4	 GIRALDO Nelson	2:30.43
	 GIORDANO Francesco	DSQ
	 BOLCKMANS Lenz	DSQ

Heat 2 (26 Jul 12:45)		Official
1	 VILACECA Thomas	2:16.01 Q
2	 BAELUS Wouter	2:18.20 Q
3	 VAN ACHTERBERGH Paul	2:20.46 Q
4	 MAISONNEUVE Marvin	2:20.95 Q
5	 SAKAMOTO Riku	2:25.65
6	 CARRION Daniel	2:33.91
7	 CUI Wei	2:43.16

Heat 3 (26 Jul 12:48)		Official
1	 HASSEMEIER Marcel	2:10.30 Q
2	 PINOTTI Federico	2:19.42 Q
3	 MALAN Daniel	2:21.42
	 ZANG Yujie	DSQ
	 CRIJNS Peter	DSQ
	 MORENO Roberto	DSQ
	 VAN BOMMEL Ruud	DSQ

## Final

Final (26 Jul 20:35)		Official
1	 HASSEMEIER Marcel	2:08.99
2	 PINOTTI Federico	2:12.38
3	 VILACECA Thomas	2:14.29
4	 WALTERS William	2:15.15
5	 BAELUS Wouter	2:19.39
6	 FLUGEL Adrian	2:19.63
7	 VAN ACHTERBERGH Paul	2:21.37
8	 MAISONNEUVE Marvin	2:25.41

## REPORTS

**LEGEND**

Abbreviation	Meaning
DSQ	Disqualified
NOC	National Olympic Committee
Q	Qualified by Time
WG	World Games Record
WR	World Record

**9th The World Games | Cali 2013 Official Website**

Copyright © 2008 – 2013 Swiss Timing. All rights reserved. Best viewed with 1024x768 resolution. Optimized for Google Chrome.

Presented results data are not official. Only PDF files contain official results.



Competition Information System  
 JULY 25th TO AUGUST 4th

Official Results



**Life Saving: Women's Team 4x50m Medley Relay Final**

Status: Official  
 Start time: Saturday 27 July 2013 at 18:20  
 Finish time: Saturday 27 July 2013 at 18:22  
 Venue: Hernando Botero Swimming Pool

	FRA - FRANCE
NED - NETHERLANDS	<b>1</b>
<b>2</b>	
GER - GERMANY	<b>3</b>

**OFFICIAL RESULTS**

**RECORDS**

Type	NOC	Athlete	Date	Location	Value
WR	CHN	CHINA	24 Jul 2009	Kaohsiung	1:41.03
WG	CHN	CHINA	24 Jul 2009	Kaohsiung	1:41.03

Rank	Lane	Name	NOC	Time	Remark
1	4	FRANCE ( FABRE Margaux, WEYDERS Justine, BESCHERON Emmanuelle, HAREL Johanna )	FRA	1:42.14	
2	3	NETHERLANDS ( HUTTEN Ela, VAN GRIMBERGEN Ilvy, PEULEN Anneloes, OP HET VELD Maike )	NED	1:43.99 1.85	
3	6	GERMANY ( PALM Anke, ERNICKE Laura, KASPERSKI Stephanie, HUNDT Aline )	GER	1:45.78 3.64	
4	2	BELGIUM ( VANDENABEELE Bieke, LAMBOT Laurence, PEETERS Hannemie, BURGHARDT Christine )	BEL	1:48.68 6.54	
5	1	SPAIN ( SANCHEZ Veronica, LUENGAS Maria, VERGES Judit, ABASCAL Itziar )	ESP	1:48.99 6.85	
6	7	JAPAN ( NASUKAWA Saaya, MIZUMA Nami, MORI Kuni, MITSUI Yurika )	JPN	1:49.09 6.95	
7	8	SOUTH AFRICA ( BILLSON Carmel, STEPHENS Megan, PLUMB Samantha, ROGERS Guinivere )	RSA	1:51.23 9.09	
	5	ITALY ( PRANZO Laura, PRANDI Marcella, PIDELLO Chiara, MOZZANICA Marta )	ITA		DSQ

**REPORTS**

Documents:

**LEGEND**

Abbreviation	Meaning
DSQ	Disqualified
NOC	National Olympic Committee
WG	World Games Record
WR	World Record



9th The World Games | Cali 2013 Official Website

Copyright © 2008 – 2013 Swiss Timing. All rights reserved. Best viewed with 1024x768 resolution. Optimized for Google Chrome.

Presented results data are not official. Only PDF files contain official results.





Competition Information System  
 JULY 25th TO AUGUST 4th

Official Results



**Life Saving: Men's Team 4x50m Medley Relay Final**

Status: Official  
 Start time: Saturday 27 July 2013 at 18:25  
 Finish time: Saturday 27 July 2013 at 18:27  
 Venue: Hernando Botero Swimming Pool

	FRA - FRANCE
GER - GERMANY	<b>1</b>
<b>2</b>	
ITA - ITALY	<b>3</b>

**OFFICIAL RESULTS**

**RECORDS**

Type	NOC	Athlete	Date	Location	Value
WR	ITA	ITALY	29 Mar 2009	Riccione	1:29.35
WG	CHN	CHINA	23 Jul 2009	Kaohsiung	1:29.97
New WR	FRA	FRANCE ( BADRE Jeremy - CALEY Pierre - MAISONNEUVE Marvin - LACLAUSTRA Florian )	27 Jul 2013	Cali	1:29.04
New WG	FRA	FRANCE ( BADRE Jeremy - CALEY Pierre - MAISONNEUVE Marvin - LACLAUSTRA Florian )	27 Jul 2013	Cali	1:29.04

Rank	Lane	Name	NOC	Time	Remark
1	5	FRANCE ( BADRE Jeremy, CALEY Pierre, MAISONNEUVE Marvin, LACLAUSTRA Florian )	FRA	1:29.04	WR WG
2	3	GERMANY ( ERTEL Christian, SEZEN Anil, HASSEMEIER Marcel, FLUGEL Adrian )	GER	1:29.44 0.40	
3	4	ITALY ( PINOTTI Federico, BONANNI Francesco, GIORDANO Francesco, COSTAMAGNA Stefano )	ITA	1:30.22 1.18	
4	6	NETHERLANDS ( VAN DER MEIJ Melvin, CRIJNS Peter, VAN BOMMEL Ruud, LOMMERS Tom )	NED	1:31.40 2.36	
5	1	SOUTH AFRICA ( VAN ACHTERBERGH Paul, VISSER Rudolf, VAN NIEKERK Barend, MARAIS David )	RSA	1:33.84 4.80	
6	7	SPAIN ( BAS Josep Miquel, CATALA Francisco Javier, SAEZ Hugo Angel, CARRION Daniel )	ESP	1:35.43 6.39	
7	8	BELGIUM ( LECOUTERE Jeroen, SORET Bastien, BOLCKMANS Lenz, BECKERS Simon )	BEL	1:37.52 8.48	
	2	P.R. CHINA ( YE Zhengchao, ZHANG Biaohong, XIE Zhongjie, CUI Wei )	CHN		DSQ

**REPORTS**

Documents:

**LEGEND**

Abbreviation	Meaning



Competition Information System  
 JULY 25th TO AUGUST 4th

Official Results



**Life Saving: Women's Team 4x50m Obstacle Relay Final**

Status: Official  
 Start time: Friday 26 July 2013 at 19:50  
 Finish time: Friday 26 July 2013 at 19:52  
 Venue: Hernando Botero Swimming Pool

	FRA - FRANCE
CHN - P.R. CHINA	<b>1</b>
<b>2</b>	
ITA - ITALY	<b>3</b>

OFFICIAL RESULTS

RECORDS

Type	NOC	Athlete	Date	Location	Value
WR	AUS	AUSTRALIA	08 Nov 2012	Adelaide	1:50.39
WG	CHN	CHINA	23 Jul 2009	Kaohsiung	1:50.49

Rank	Lane	Name	NOC	Time
1	4	FRANCE ( FABRE Margaux, ROUSSEAU Magalie, WEYDERS Justine, BESCHERON Emmanuelle )	FRA	1:52.09
2	5	P.R. CHINA ( ZHENG Rongrong, ZHU Yiyun, DAI Xiaodie, WU Chengying )	CHN	1:53.15 1.06
3	3	ITALY ( PIDELO Chiara, MESCHIARI Silvia, PRANZO Laura, PRANDI Marcella )	ITA	1:54.06 1.97
4	6	NETHERLANDS ( KELLEENERS Leone, HUTTEN Ela, OP HET VELD Maike, PEULEN Anneloes )	NED	1:54.93 2.84
5	2	JAPAN ( MORI Kuni, NASUKAWA Saaya, MITSUI Yurika, MIZUMA Nami )	JPN	1:55.54 3.45
6	7	GERMANY ( KASPERSKI Stephanie, ERNICKE Laura, SCHATZ Julia, PALM Anke )	GER	1:55.58 3.49
7	1	BELGIUM ( LAMBOT Laurence, BURGHARDT Christine, PEETERS Hannemie, VANDENABEELE Bieke )	BEL	1:56.64 4.55
8	8	SPAIN ( LUENGAS Maria, VERGES Judit, SANCHEZ Veronica, GARCIA Cristina )	ESP	2:05.02 12.93

REPORTS

Documents:

LEGEND

Abbreviation	Meaning
NOC	National Olympic Committee
WG	World Games Record
WR	World Record



9th The World Games | Cali 2013 Official Website

Presented results data are not official. Only PDF files contain official results.



Competition Information System  
 JULY 25th TO AUGUST 4th

Official Results



**Life Saving: Men's Team 4x50m Obstacle Relay Final**

Status: Official  
 Start time: Friday 26 July 2013 at 19:55  
 Finish time: Friday 26 July 2013 at 19:57  
 Venue: Hernando Botero Swimming Pool

	GER - GERMANY
ITA - ITALY	<b>1</b>
<b>2</b>	
FRA - FRANCE	<b>3</b>

**OFFICIAL RESULTS**

**RECORDS**

Type	NOC	Athlete	Date	Location	Value
WR	CHN	CHINA	08 Nov 2012	Adelaide	1:38.48
WG	ITA	ITALY	23 Jul 2009	Kaohsiung	1:38.86
New WR	GER	GERMANY ( ERTEL Christian - FLUGEL Adrian - WIECK Danny - HASSEMEIER Marcel )	26 Jul 2013	Cali	1:38.25
New WG	GER	GERMANY ( ERTEL Christian - FLUGEL Adrian - WIECK Danny - HASSEMEIER Marcel )	26 Jul 2013	Cali	1:38.25

Rank	Lane	Name	NOC	Time	Remark
1	4	GERMANY ( ERTEL Christian, FLUGEL Adrian, WIECK Danny, HASSEMEIER Marcel )	GER	1:38.25	WR WG
2	5	ITALY ( PINOTTI Federico, COSTAMAGNA Stefano, GIORDANO Francesco, BONANNI Francesco )	ITA	1:38.63 0.38	
3	3	FRANCE ( MAISONNEUVE Marvin, BADRE Jeremy, LACLAUSTRA Florian, VILACECA Thomas )	FRA	1:38.76 0.51	
4	6	NETHERLANDS ( VAN BOMMEL Ruud, LOMMERS Tom, VAN DER MEIJ Melvin, CRIJNS Peter )	NED	1:39.32 1.07	
5	7	P.R. CHINA ( YE Zhengchao, XIE Zhongjie, ZHANG Biaohong, ZANG Yujie )	CHN	1:42.80 4.55	
6	2	SOUTH AFRICA ( VAN ACHTERBERGH Paul, MALAN Daniel, VAN NIEKERK Barend, MARAIS David )	RSA	1:44.10 5.85	
7	1	BELGIUM ( SORET Bastien, BOLCKMANS Lenz, BAELUS Wouter, LECOUTERE Jeroen )	BEL	1:44.11 5.86	
8	8	SPAIN ( BAS Josep Miquel, MORENO Roberto, CARRION Daniel, SAEZ Hugo Angel )	ESP	1:44.44 6.19	

**REPORTS**

Documents:

**LEGEND**

Abbreviation	Meaning

WG	World Games Record
WR	World Record



**9th The World Games | Cali 2013 Official Website**

Copyright © 2008 – 2013 Swiss Timing. All rights reserved. Best viewed with 1024x768 resolution. Optimized for Google Chrome.

Presented results data are not official. Only PDF files contain official results.



Competition Information System  
 JULY 25th TO AUGUST 4th

Official Results



**Life Saving: Women's Team 4x25m Manikin Relay Final**

Status: Official  
 Start time: Saturday 27 July 2013 at 17:50  
 Finish time: Saturday 27 July 2013 at 17:51  
 Venue: Hernando Botero Swimming Pool

	GER - GERMANY
BEL - BELGIUM	<b>1</b>
<b>2</b>	
NED - NETHERLANDS	
<b>3</b>	

**OFFICIAL RESULTS**

**RECORDS**

Type	NOC	Athlete	Date	Location	Value
WR	BEL	BELGIUM	08 Nov 2012	Adelaide	1:23.05
WG	NED	NETHERLANDS	21 Jul 2005	Duisburg	1:26.39
New WG	GER	<b>GERMANY ( ERNICKE Laura - PALM Anke - SCHATZ Julia - KASPERSKI Stephanie )</b>	27 Jul 2013	Call	1:23.88

Rank	Lane	Name	NOC	Time	Remark
1	4	GERMANY ( ERNICKE Laura, PALM Anke, SCHATZ Julia, KASPERSKI Stephanie )	GER	1:23.88	WG
2	5	BELGIUM ( BOOGAERTS Sofie, VANDENABEELE Bieke, LAMBOT Laurence, PEETERS Hannemie )	BEL	1:25.07 1.19	
3	2	NETHERLANDS ( KELLENERS Leone, HUTTEN Ela, OP HET VELD Maïke, PEULEN Anneloes )	NED	1:25.21 1.33	
4	6	FRANCE ( FABRE Margaux, ROUSSEAU Magalie, WEYDERS Justine, BESCHERON Emmanuelle )	FRA	1:25.36 1.48	
5	1	SOUTH AFRICA ( BILLSON Carmel, ROGERS Guinivere, STEPHENS Megan, BRODERICK Jayne )	RSA	1:36.39 12.51	
6	7	CANADA ( SHAW Brittany, FINDLAY-SHIRRAS Gail, PRAYAL-BROWN Audrey, CUNNINGHAM Margot )	CAN	1:40.87 16.99	
7	8	P.R. CHINA ( DAI Xiaodie, ZHU Yiyun, YUAN Ze, ZHENG Rongrong )	CHN	1:50.64 26.76	
	3	ITALY ( PIDELLO Chiara, PRANZO Laura, MOZZANICA Marta, PRANDI Marcella )	ITA		DSQ

**REPORTS**

Documents:

**LEGEND**

Abbreviation	Meaning
DSQ	Disqualified
NOC	National Olympic Committee
WG	World Games Record



**9th The World Games | Cali 2013 Official Website**

Copyright © 2008 – 2013 Swiss Timing. All rights reserved. Best viewed with 1024x768 resolution. Optimized for Google Chrome.

Presented results data are not official. Only PDF files contain official results.



Competition Information System  
 JULY 25th TO AUGUST 4th

Official Results



**Life Saving: Men's Team 4x25m Manikin Relay Final**

Status: Official  
 Start time: Saturday 27 July 2013 at 17:55  
 Finish time: Saturday 27 July 2013 at 17:56  
 Venue: Hernando Botero Swimming Pool

	GER - GERMANY
ITA - ITALY	<b>1</b>
<b>2</b>	
RSA - SOUTH AFRICA	<b>3</b>

**OFFICIAL RESULTS**

**RECORDS**

Type	NOC	Athlete	Date	Location	Value
WR	ITA	ITALY	16 Jul 2012	Ravenna	1:06.92
WG	ITA	ITALY	23 Jul 2009	Kaohsiung	1:11.23
New WG	GER	<b>GERMANY ( ERTEL Christian - FLUGEL Adrian - WIECK Danny - HASSEMEIER Marcel )</b>	27 Jul 2013	Cali	<b>1:09.93</b>

Rank	Lane	Name	NOC	Time	Remark
1	4	GERMANY ( HASSEMEIER Marcel, ERTEL Christian, SEZEN Anil, WIECK Danny )	GER	1:09.93	WG
2	5	ITALY ( PINOTTI Federico, COSTAMAGNA Stefano, GIORDANO Francesco, BONANNI Francesco )	ITA	1:10.98 1.05	
3	2	SOUTH AFRICA ( MARAIS David, VAN NIEKERK Barend, VAN ACHTERBERGH Paul, VISSER Rudolf )	RSA	1:11.72 1.79	
4	7	BELGIUM ( BECKERS Simon, SORET Bastien, LECOUTERE Jeroen, BAELUS Wouter )	BEL	1:13.09 3.16	
5	3	SPAIN ( SAEZ Hugo Angel, CARRION Daniel, BAS Josep Miquel, MORENO Roberto )	ESP	1:13.52 3.59	
6	1	NETHERLANDS ( VAN DALEN Niels, LOMMERS Tom, VAN DER MEIJ Melvin, CRIJNS Peter )	NED	1:13.67 3.74	
7	8	CANADA ( GIRALDO Nelson, WALTERS William, FILICE Julian Mark, LEITCH Ian )	CAN	1:20.35 10.42	
	6	FRANCE ( CALEY Pierre, BADRE Jeremy, LACLAUSTRA Florian, VILACECA Thomas )	FRA		DSQ

**REPORTS**

Documents:

**LEGEND**

Abbreviation	Meaning
DSQ	Disqualified
NOC	National Olympic Committee



**WORLD GAMES 2013  
CALI - COLOMBIA  
LIFESAVING COMPETITION**

**OVERALL TEAM RANKING: Additions of Points in Individual Races and Team Races**

DAY 1	BEL		CAN		CHN		FRA		GER		ITA		JPN		NED		RSA		ESP	
	W	M	W	M	W	M	W	M	W	M	W	M	W	M	W	M	W	M	W	M
200m Obstacle Swim W	5		10		18		16		6		8		7		4		12		3	
					13		14		2		20		1				11			
200m Obstacle Swim M		8		5	13	13	16		2	2	20	20	1				3		6	
		7		4		12		10			18						14		11	
4x50 Obstacle Relay W	4				16		20		6		12		8		10				2	
4x50 Obstacle Relay M		4				8	12		20		16				10		6		2	
100m Manikin Carry with Fins W	5		1		7		8		12		20				18		4		6	
	2						14		11		16				10		3		13	
100m Manikin Carry with Fins M		6		4		7			16		20	20	3		12		13		8	
		5		2					14		18				10				11	
200m Super Lifesaver W	4		8		3		20		13		18		7		12		6		5	
			2				14				16				10		1		11	
200m Super Lifesaver M		13		5		3		16		20	18		7				8		4	
				14				10		12			6				11			
Result of Day 1	20	43	21	34	57	43	106	54	50	84	110	110	23	11	64	32	37	44	40	42
Total	63		55		100		160		134		220		34		96		81		82	
Position of Day 1	8		9		4		2		3		1		10		5		7		6	

DAY 2	BEL		CAN		CHN		FRA		GER		ITA		JPN		NED		RSA		ESP	
	W	M	W	M	W	M	W	M	W	M	W	M	W	M	W	M	W	M	W	M
50m Manikin Carry W	16				5		20		7		14		8		4		6		3	
	13						18		12		11		10		2		2		1	
50m Manikin Carry M		3				8		7		14		20		1		5		6		2
		11					13		12		18				4		16		10	
4x25m Manikin Carry W	16		6		4		10		20		2				12		8			
4x25m Manikin Carry M		10		4			2		20		16				6		12		8	
100m Manikin Tow W	2		6				20		8		5		4		16		7		3	
	12						14		10		11		1		13				18	
100m Manikin Tow M		6		2		5		12		20		16		4		7		8		13
		1					10		18		14		3		11					
4x50m Medley Relay W	10						20		12		2		6		16		4		8	
4x50m Medley Relay M		4				2		20		16		12			10		8		6	
Result of Day 2	69	35	12	6	9	15	102	64	69	100	45	96	19	8	71	43	27	50	33	39
Total	104		18		24		166		169		141		27		114		77		72	
Position of Day 2	5		10		9		2		1		3		8		4		6		7	

Total Result per gender	89	78	33	40	66	58	208	118	119	184	155	206	42	19	135	75	64	94	73	81
Total Result	167		73		124		326		303		361		61		210		158		154	
Total Ranking	5		9		8		2		3		1		10		4		6		7	